

Originally Published  
3 August 2011

### Gold Sector Review

StockAnalysis has analysed 23 ASX listed gold producers as well as 16 exploration or near production companies.

#### Special Offer:

*If you take out a new subscription before 31 August 2011, we will send you a case of wine from the award-winning Swings & Roundabouts Wine Estate in the Margaret River.*

*Originally Published Wednesday, 3 August 2011*

## Gold Sector Review

StockAnalysis has analysed 23 ASX listed gold producers as well as 16 exploration or near production companies. Where companies, such as Alkane, Havilah, Matsa and Oceanagold hold significant assets outside of their gold assets, StockAnalysis sets a value for those assets and subtracts that value from enterprise value, so that their EV relates only to gold assets.

Corporate valuation is attempted using the Baring method, subtracting total costs of operating, capital, taxation, hedging and royalties from revenue generated at today's gold price, applied to total proven gold Reserves. This free cash flow generation, when added to net cash, gives an undiscounted measure of expected future cash generation, which can be compared with current EV to get a feel for whether the stock is cheap or expensive. The method does not reveal an absolute value but enables us to rank companies and to see companies that might be very cheap and those that could be too expensive.

Clearly some allowance must be made for expected gold Reserve upgrade from Resource drilling, but the beauty of this method is that it is purely mathematical, taking out emotional attachment and management quality issues which can be overlain by a skilled and experienced analyst.

Amongst producers, Newcrest (NCM), Alacer (AQG), Kingsgate (KCN) and Regis (RRL) lead the field in market capitalisation, with Perseus (PRU) about to join them during the September quarter. Resolute and Oceanagold (OGC) stand ahead of the producer field in market size and then there is a rump of companies with market capitalisation of between \$200 and \$400 million, with only Northern Star (NST) looking like it can threaten that bunch in the near term. Noble (NMG) is included in the producers since it is about to commission its plant in Ghana, but contemporaries, such as Azumah (AZM) and PMI Gold (PVM) will aim to graduate into the top table by 2013.

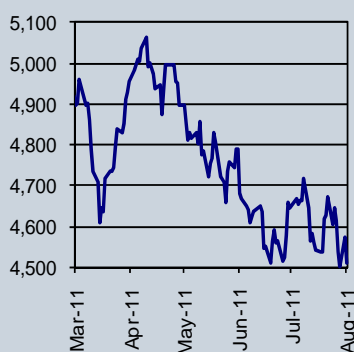
(Continued on page 2)

#### Indices & Prices

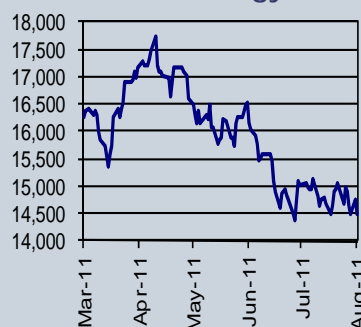
All Ordinaries	4,510.30
Energy Index	14,500.30
Brent AU\$/bbl	107.52
AUS\$/US\$	1.0815

As at Close August 2nd, 2011

All Ordinaries



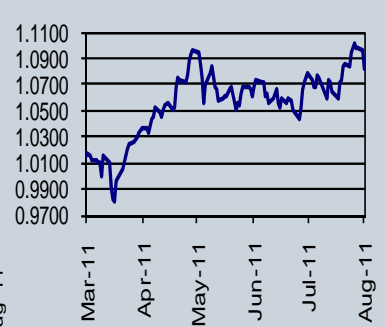
S&P ASX 200 Energy Index

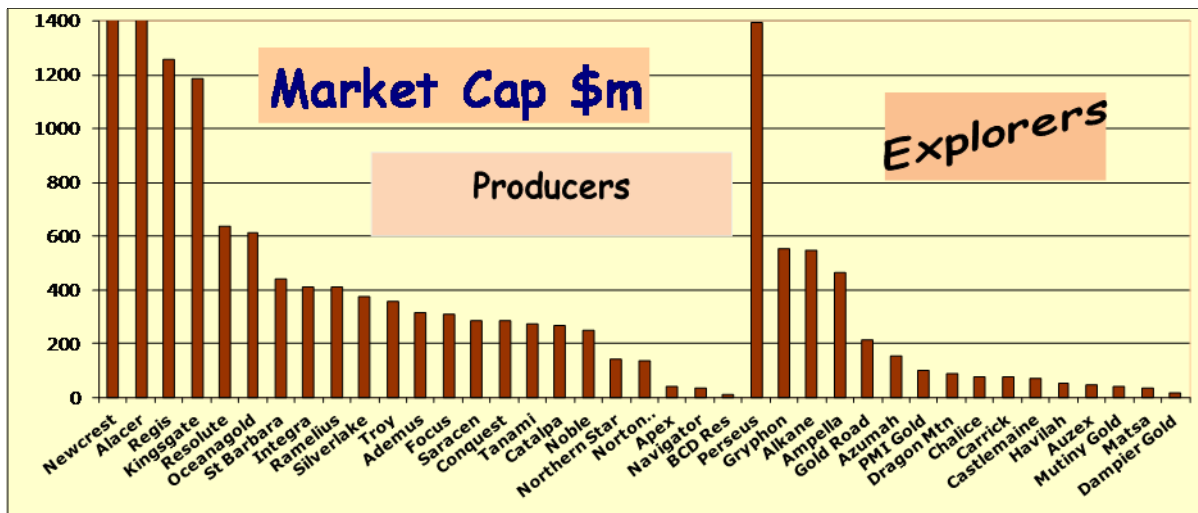


Brent Crude Oil \$A/barrel



A\$/US\$

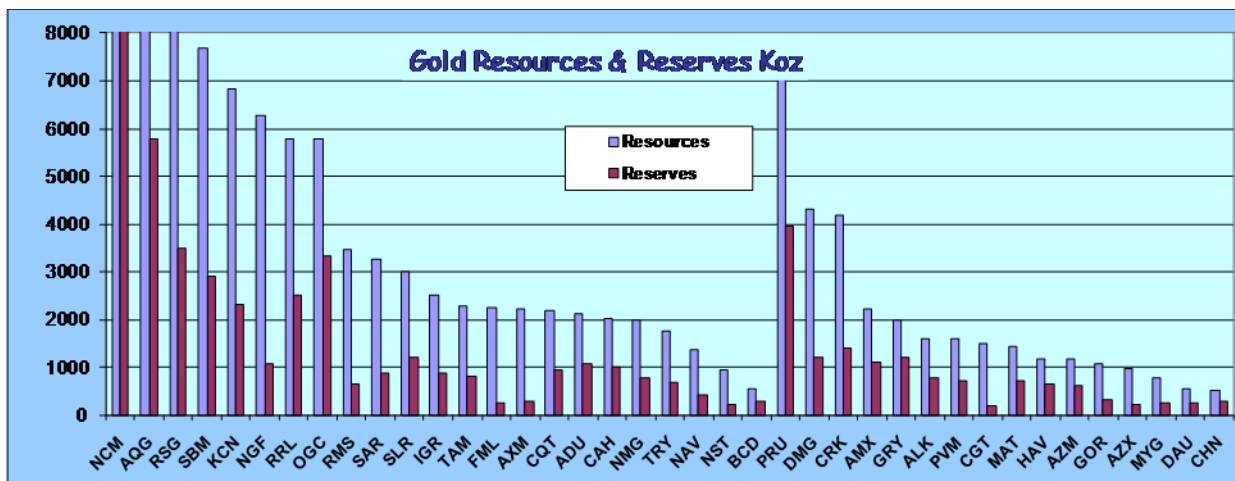




Source: ASX

Gryphon (GRY), Alkane (ALK) and Ampella (AMX) lead the charge by explorers, with market capitalisations of over \$500 million but Alkane has more value for its Dubbo Zirconia, rare earths project than it does for gold. A long tail of gold explorers starts at about \$100 million with Dragon Maintain (DMG) and finishes with probably the cheapest and most attractive explorer, Dampier Gold (DAU).

Amongst explorers, Carrick Gold (CRK) holds a high level of Resources, but uncertainty surrounds its Reserves, since a wholesale changeover of management brought a new focus on commercial development. Several producers hold Resources of around 6 million ounces or more, with reserves varying from 1 million ounces in the case of Norton to nearly 6 moz for Alacer, over 3 moz for Oceanagold and a whopping 81 moz for Newcrest.



Source: Company Announcements & Strachan Corporate Pty Ltd

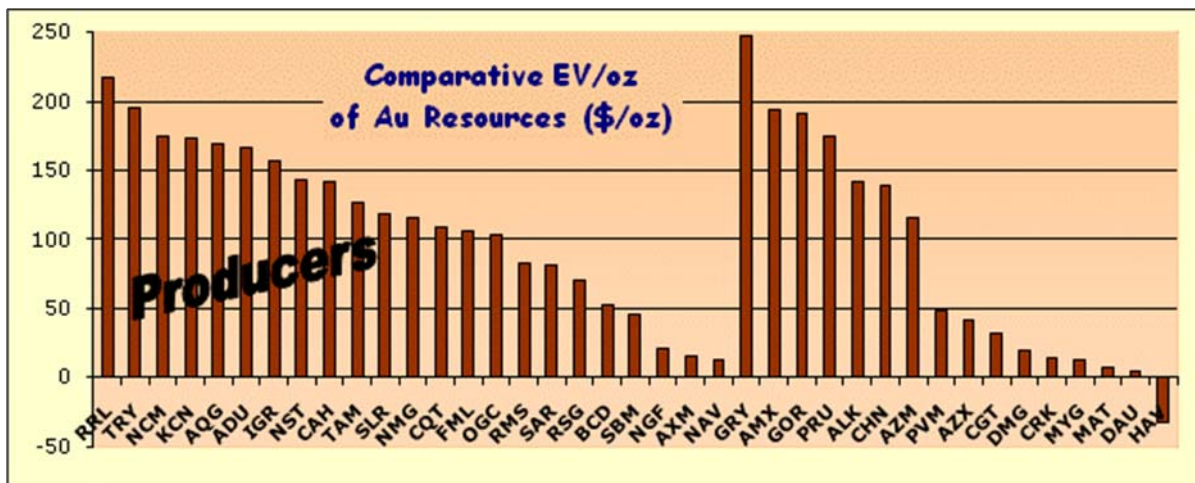
Integra (IGR) has reported Reserves of only 480,000 ounces, but its successful drilling and the location and geometry of its ore Resources leads StockAnalysis to boost its Reserves to around 900 Koz from over 2.5 moz of Resources.

Ranking stocks on the basis of EV per ounce of Resources shows that most producers trade at about \$100 to \$200 per ounce. Low cost producers such as Newcrest, Troy (TRY), Integra, Alacer, Tanami (TAM) and Silverlake (SLR) are ranked ahead of most peers. Catalpa (CAH) scores more highly than it deserves to, largely as a result of a boost to EV from a merger proposal with Conquest (CQT). This proposal seems to have more to do with job security for Catalpa's Board and management, while liberating management at Conquest, than it does for the welfare of shareholders. A straight bid by St Barbara (SBM) for Catalpa promised to deliver more immediate benefits to Catalpa's shareholders, but this was inexplicably batted away by Catalpa's Board.

(Continued on page 3)

Struggling producers such as Navigator (NAV), Norton Goldfields (NGF) and Apex (AXM) are ranked lower than most exploration companies with proven Resources because they are high cost and not particularly cash flow positive.

Exploration companies with high grade gold Reserves, such as Gold Road (GOR), or which are nearing production, such as Perseus and some of the Ghana based companies can attract an EV/Resource rating equal to that of their producing cousins at around \$100 to \$200/oz. Most of the exploration tail trade with an EV/Resource of below \$50/oz and it is from this list that real value opportunities can be found.

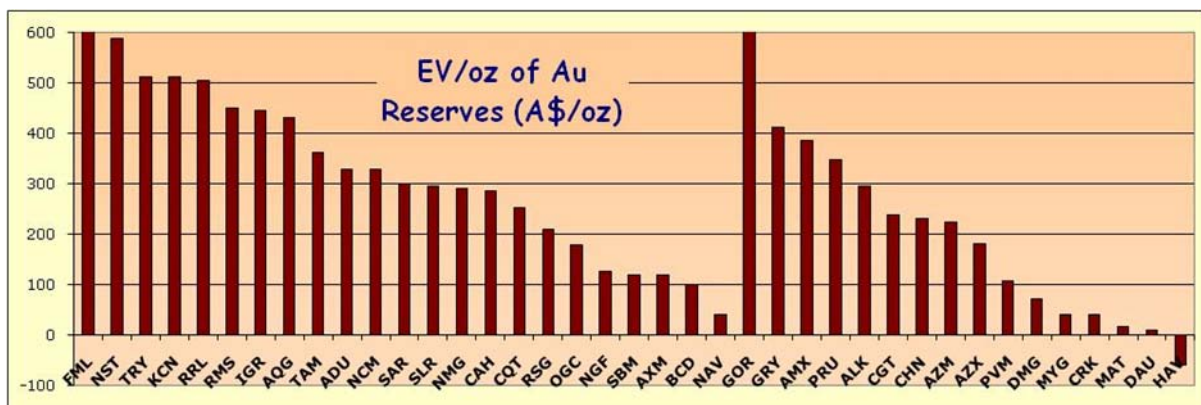


Source: Company Announcements & Strachan Corporate Pty Ltd

PMI Gold (PVM), which is well funded and working to re-establish production from the Obatan gold project, is essentially in the same position as Noble (NMG) and should be at least as highly rated as both Azumah (AZM) and NMG, offering a value proposition. Carrick looks like a sleeper, it must first establish sufficient Reserves at a commercial grade to sustain production, or look to merge with Norton Goldfields to extract synergies between their assets.

Mutiny Gold (MYG), with its high grade Deflector gold and copper project remains undervalued and underfunded. Recent drilling shows promise to double initial open pit mining Reserves, while high grade mineralisation at depth offers a long life, low cost operation with excellent exploration potential in this VMS field.

Producers generally attract an EV of \$300 to \$500 per ounce of gold in Reserve, which is about 20% to 33% of the current AUD gold price. Producers which are ranked below an EV/Resource ounce of \$200 are usually higher cost, such as AXM, NAV and SBM, or have shorter life projects, such as OGC and BCD Resources.



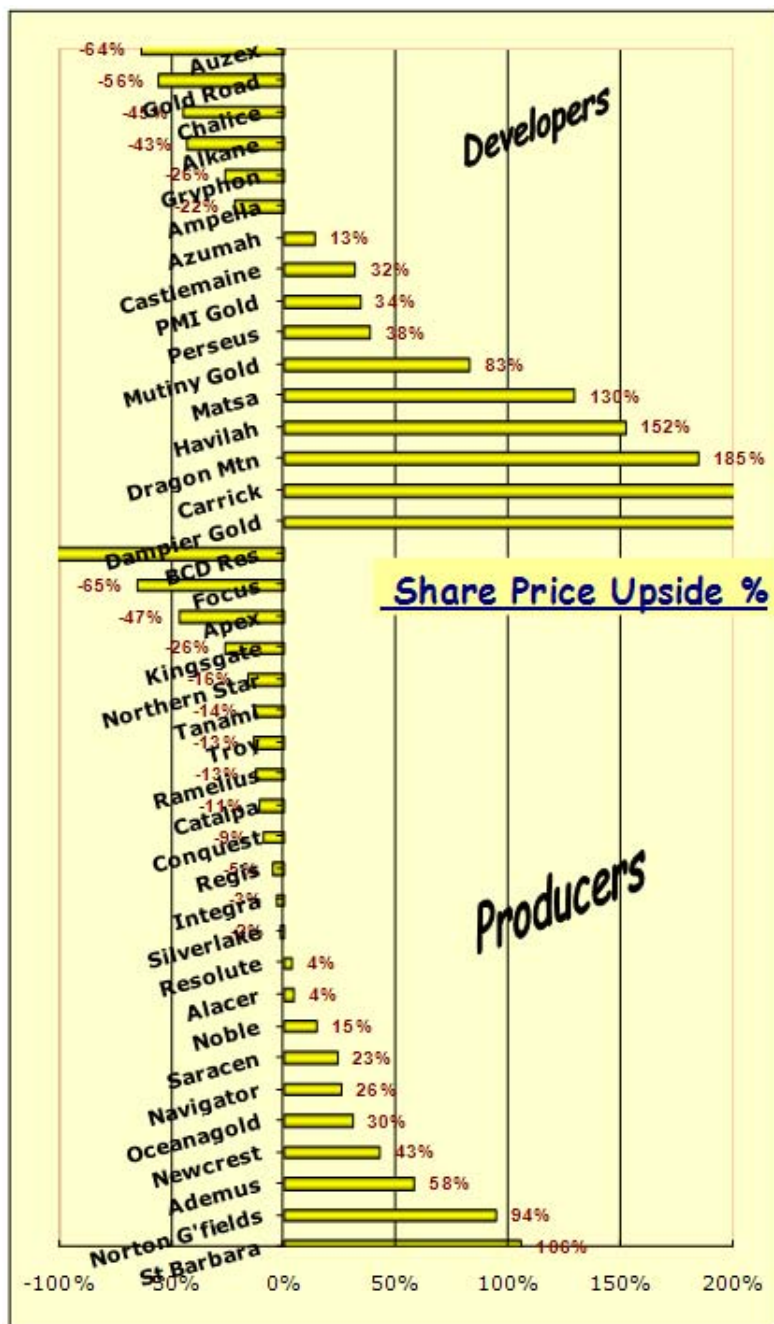
Source: Company Announcements & Strachan Corporate Pty Ltd

EV/Reserve is a proxy for the net present value (NPV) of a company's gold Reserves. It is logical that a company's enterprise value should reflect the NPV of the gold it will produce over time. Low cost producers such as NST, TRY and KCN attract the highest ratings as might be expected, since their gold Reserves are of more value to shareholders.

(Continued on page 4)

Since Havilah (HAV) has more value for its copper and other mineral assets, the company has a negative notional EV/gold Reserves. Likewise, Matsa (MAT) holds value for the magnetite hosting much of its gold mineralisation near Norseman. Dampier Gold looks very cheap. It has a deal with neighbouring Barrick Gold, which allows it to process ore through the Plutonic Mill. The company is now busy drilling out Reserves to add to its 250Koz and should be able to boost Resources beyond 553 Koz towards 1 moz and take reserves beyond 300 Koz, supporting an initial project life of 6 years at 50 Koz pa, while aiming to pay dividends from low cost gold production.

PMI Gold looks like it could achieve a threefold re-rating as it continues to drill and moves forward with a feasibility study at its Ghanaian project.



Source: Strachan Corporate Pty Ltd

The place to look for buying opportunities is amongst the projected, high margin gold project developers. Perseus, Mutiny, Gryphon, Azumah and PMI Gold stand out as possible low cost entrants into the gold production ranks over the coming two years.

A Baring analysis of the sector ranks stocks but does not provide definitive buy or sell recommendations on its own. This work indicates that amongst producers, St Barbara, Norton, Ademus, Newcrest, Oceanagold, Navigator, Saracen and Noble look undervalued, while BCD, Focus and Apex are most expensive. This analysis can be a little unfair since it gives no value to Resources and only considers Reserves. Focus (FML) and BCD have low Reserves and high Resources, which makes them look expensive. Northern Star (NST) has excellent exploration appeal and a strong cash flow with which to pursue new exploration and acquisitions. NST is as much about backing management as it is about current dynamics.

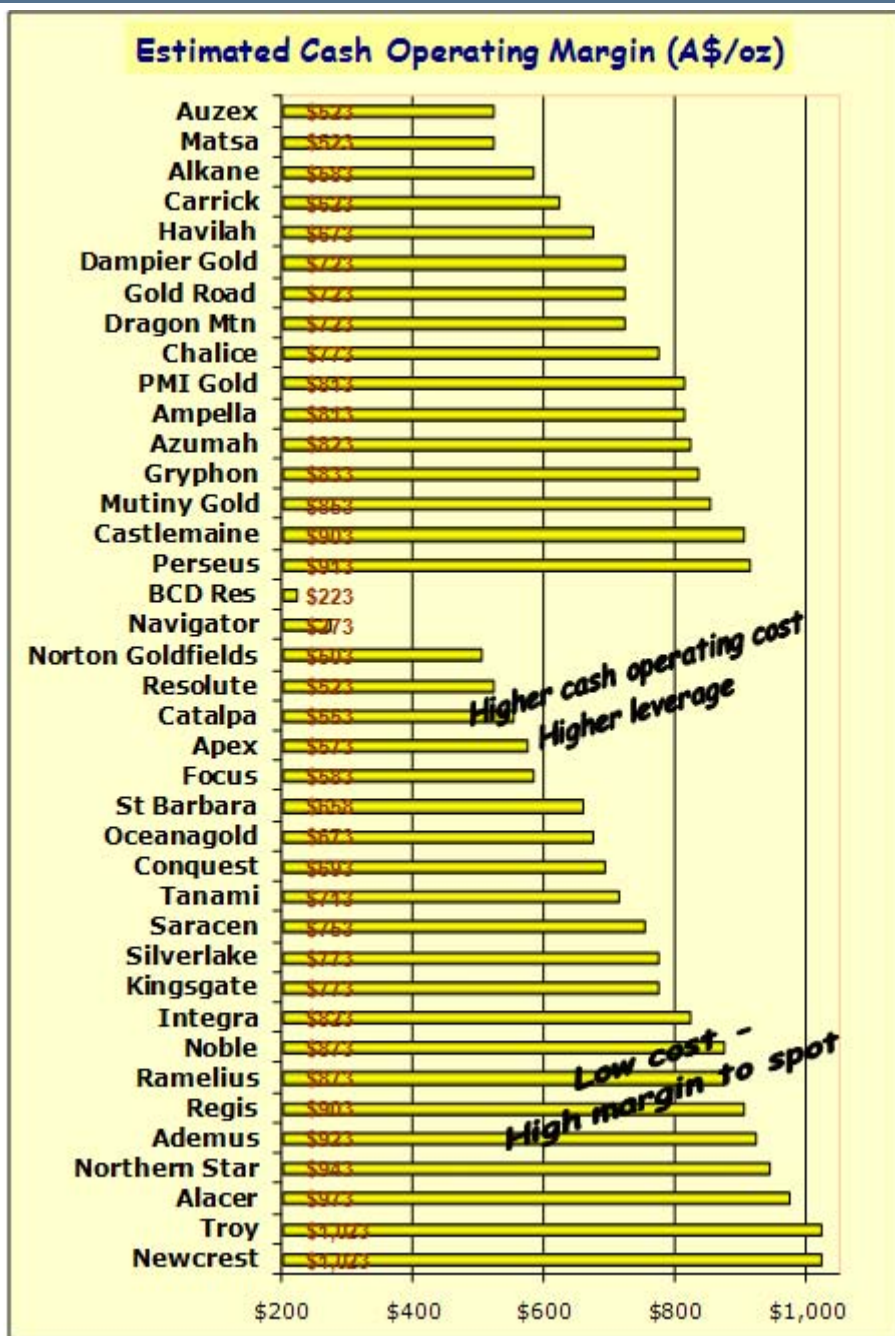
Some interest is generated with this approach to exploration companies. Dampier looks very cheap, as does Carrick, DMG and Havilah. Dragon Mountain may suffer from this discount because its assets are in China and its Board and management have not been very visible in financial markets.

PMI Gold and Castlemaine also look cheap, but Castlemaine has a short initial production profile of about 4 years and will need to show that it can continue to outline 50Koz pa of gold in Reserves.

Azumah also looks cheap on this ranking but Gold Road, which does not yet state any gold Reserves, has strong gold in Resources and is outlining high grade gold mineralisation at its Yamarna Greenstone Belt project. StockAnalysis has fudged a Reserve for Gold Road, but because much of the newly outlined mineralisation occurs in 1-3 metre thick shoots, further engineering work will be required to determine how much of this Resource can be economically mined and turned into Reserves. So basically, the Baring method may not fairly treat Gold Road at its current stage of exploration.

Operating margin shows a measure of corporate profitability. As expected, highly rated companies, like Newcrest, Alacer, Regis, Ramelius, Integra, Troy and Northern Star, all have very high margin business.

(Continued on page 5)



Source: Strachan Corporate Pty Ltd

## StockAnalysis Selections

### Producers Favourites

**Newcrest** – for its leading market position and huge Resources and exploration appeal

**Noble** – for its change of status to producer, low cost and strong exploration appeal around its existing Reserves.

**Integra** – for low cost and expanding gold production and its good exploration appeal.

### Explorer Favourites

**PMI Gold** - for re-rating as it moves down the feasibility study route and its ongoing active drilling program, which should deliver constant news flow.

**Dampier Gold** – for results from ongoing exploration and dividend income from projected, low cost gold production.

**Havilah** – for an under-rated mix of gold copper, cobalt and magnetite assets

**Mutiny Gold** - for potential low cost gold production and regional exploration appeal.

(Continued on page 6)

## In Summary

Producers							
Company	ASX Code	Net Cash \$m.	price \$/shr	EV \$m.	Resources '000 oz	Mining Reserve '000 oz	Target Value \$/share
Ademus	ADU	(36)	\$ 0.700	351	2110	1,067	\$1.11
Alacer	AQG	(25)	\$ 8.92	2496	14700	5,800	\$9.30
Apex	AXM	5	\$ 0.007	34	2220	286	\$0.00
BCD Res	BCD	(21)	\$ 0.010	30	559	294	-\$0.003
Catalpa	CAH	(16)	\$ 1.520	287	2032	1,000	\$1.35
Conquest	CQT	25	\$ 0.485	236	2180	932	\$0.44
Focus	FML	28	\$ 0.068	239	2250	247	\$0.024
Integra	IGR	12	\$ 0.490	393	2500	884	\$0.48
Kingsgate	KCN	(75)	\$ 8.78	1186	6850	2,321	\$6.48
Navigator	NAV	17	\$ 0.025	18	1364	420	\$0.03
Newcrest	NCM	(60)	\$ 40.21	26626	152000	81,000	\$57.43
Norton G'fields	NGF	(14)	\$ 0.160	135	6267	1,062	\$0.31
Noble	NMG	(28)	\$ 0.64	230	1980	790	\$0.73
Northern Star	NST	12	\$ 0.48	133	927.5	226	\$0.40
Oceanagold	OGC	(2)	\$ 2.34	596	5780	3,350	\$3.05
Ramelius	RMS	100	\$ 1.40	288	3476	640	\$1.22
Regis	RRL	(3)	\$ 2.91	1262	5800	2,500	\$2.77
Resolute	RSG	(100)	\$ 1.36	731	10340	3,500	\$1.41
Saracen	SAR	17	\$ 0.575	266	3279	885	\$0.71
St Barbara	SBM	95	\$ 1.36	348	7700	2,900	\$2.80
Silverlake	SLR	23	\$ 2.11	354	3000	1,200	\$2.07
Tanami	TAM	(17)	\$ 1.05	290	2300	800	\$0.90
Troy	TRY	(5)	\$ 4.07	343	1760	670	\$3.53

Explorers							
		Net Cash \$m.	price \$/shr	EV \$m.	Resources '000 oz	Mining Reserve '000 oz	Target Value \$/share
Alkane	ALK	18	\$ 2.03	228	1610	773	\$1.16
Ampella	AMX	34	\$ 2.26	429	2220	1,110	\$1.77
Azumah	AZM	18	\$ 0.54	134	1165	600	\$0.61
Auzex	AZX	3	\$ 0.480	41	990	225	\$0.17
Castlemaine	CGT	18	\$ 0.047	48	1500	200	\$0.062
Chalice	CHN	10	\$ 0.32	70	504	302	\$0.18
Carrick	CRK	19	\$ 0.550	58	4190	1,400	\$2.42
Dampier Gold	DAU	13	\$ 0.29	3	553	250	\$1.34
Dragon Mtn	DMG	1	\$ 0.375	86	4300	1,200	\$1.07
Gold Road	GOR	10	\$ 0.675	202	1060	324	\$0.299
Gryphon	GRY	50	\$ 1.85	496	2000	1,200	\$1.36
Havilah	HAV	3	\$ 0.69	-38	1180	646	\$1.74
Matsa	MAT	2	\$ 0.265	11	1440	700	\$0.609
Mutiny Gold	MYG	10	\$ 0.100	10	779	250	\$0.18
Perseus	PRU	16	\$ 3.14	1377	7860	3,960	\$4.35
PMI Gold	PVM	26	\$ 0.52	77	1600	720	\$0.70

Source: Strachan Corporate Pty Ltd

## Contact

**Peter Strachan:**  
**Pex Publications:**

[Peter@stockanalysis.com.au](mailto:Peter@stockanalysis.com.au)  
[oilinfo@pex.com.au](mailto:oilinfo@pex.com.au)

5/1 Almondbury Rd Mt Lawley, WA 6050

Tel: 08 9272 6555 Fax: 08 9272 5556

Website: [www.stockanalysis.com.au](http://www.stockanalysis.com.au)  
[www.pex.com.au](http://www.pex.com.au)

## Disclaimer

The information or advice (including any financial product advice) herein is believed to be reliable and accurate when issued however, Strachan Corporate Pty Ltd ABN 39 079812945; AFSL 259730 ("Strachan"), does not warrant its completeness, reliability or accuracy. Strachan, its Directors and their Associates from time to time may hold shares in the securities mentioned in this report and therefore may benefit from any increase in the price of those securities. Opinions and estimates constitute Strachan's judgment. The author certifies that the views expressed in this document accurately reflect the analyst's personal views about the subject company and are subject to change without notice. Strachan, its officers, agents and employees exclude all liability whatsoever, in negligence or otherwise, for any loss or damage relating to this document to the full extent permitted by law. This material is not intended as an offer or solicitation for the purchase or sale of any financial instrument. The investments and strategies discussed herein may not be suitable for all investors. In preparing such general advice no account was taken of the investment objectives, financial situation and particular needs of a particular person. Therefore, before acting on the advice, you should consider the appropriateness of the advice, having regard to your objectives, financial situation and needs. There may be a product disclosure statement or other offer document for the securities and financial products we write about in StockAnalysis. You should obtain a copy of the product disclosure statement or offer document before making any decision about whether to acquire the security or product. If you have any doubts you should contact your investment advisor. The investments discussed may fluctuate in price and changes in commodity prices and exchange rates may have adverse effects on the value of investments.

Since January 2010, Strachan Corporate has undertaken commissioned research or provided corporate advisory services to the following companies, for which it has received a fee. Elk Petroleum, Transerv Energy, Mutiny Gold, Castlemaine Goldfields, European Gas, European Energy, Norwest Energy, Incremental Oil & Gas, Mako Energy, Oillex, Matsa Resources, Mindax Resources, Gold Road, Dragon Mountain Gold, Iron Road, Aurora Minerals, Tectonic Resources, Avalon Minerals, Emerald Oil & Gas, Tangiers Petroleum, Pharmaust, Texon Petroleum and Quest Petroleum. In addition, over that period Strachan Corporate has delivered lectures at several Universities, provided expert witness statements and confidential financial services and advice to listed companies, several private investment companies and institutions as well as private investors. Disclosure of interests in these confidential actions by Strachan Corporate is only appropriate should Strachan Corporate determine a potential for conflict of interest.

The author has small holdings in shares of GLH, NWEQ, ACE, WHE, SRI. Modest holdings in TUC, BFG, MAD, ADX, ROC, NMS, OEL, NXS, UXC, COF, SUN, COE, HZN, TAP, AWE, TLS, PTM, WPL, & and larger holdings in CUE, AZZ & HAV.

# StockAnalysis



subscribe now for only \$435

StockAnalysis is a weekly evaluation of the companies most likely to provide a healthy return on your investment. Presented by respected analyst Peter Strachan, BSc, SF Finsia. StockAnalysis aims to help you outperform the market by indentifying undervalued, growth companies with a focus on the energy sector.

- Assessment of the big issues facing the stock market
- Stock recommendations with specific analysis
- Company analysis & performance results
- Comment on economic environment
- Takeovers, mergers & new floats
- Stocks to watch

## SATISFACTION GUARANTEE

If for any reason you decide StockAnalysis does not suit your needs, just inform us and we will refund the balance of your subscription

**SUBSCRIBE NOW!**

*Please register me for one year of StockAnalysis (48 issues) for only \$435 (incl gst)*

I would like to receive StockAnalysis by  email  mail\*

name			
address			
phone #		email	

invoice me

mastercard  bankcard  visa  Amex

card name			
card number			
exp date		/	
signature			

EFT deposit

bank	National Australia Bank, Melbourne Victoria 3000
acco unt	BSB: 083 004 Account # 569518410 # Account Name: StockAnalysis, Pex Publications Pty Ltd

Please fax to (08) 9272 5556, mail to Pex Publications 5/1 Almondbury Rd Mt Lawley WA or call 1800 739 855 or go to [www.stockanalysis.com.au](http://www.stockanalysis.com.au)

STU07

\*Mail subscribers within Australia add \$96pa for postage. International subscribers add \$168pa for postage

Under the Pex Publications Pty Ltd (ABN: 59077704746) subscription policy, a person or corporation is defined as a single entity. A corporation representing multiple organisations may require multiple subscriptions. Prices subject to change. Subscribers to abide by Pex Publications terms and conditions and Australian copyright laws